

深圳市台松科技有限公司
Shenzhen Taisong Technology Co. Ltd

規格承認書
SPECIFICATION FOR APPROVAL

客戶名稱:

CUSTOMERS: _____

客戶編號:

CUSTOMERS NO: _____

客戶品名規格

CUSTOMER PART SPEC: 數字撥碼開關

產品型號:

DESCRIPTION: MHR-16H

產品名稱:

MODEL NO: ROTARY DIP SWITCH

數量:

Q`TY: _____ PCS

承認欄	 產品符合 ROHS 要求	確認日期: <u>2019</u> 年 <u>10</u> 月 <u>22</u> 日	承認書附頁:
			<input checked="" type="checkbox"/> 图纸 <input checked="" type="checkbox"/> 規格書 <input type="checkbox"/> SGS <input type="checkbox"/> 其他

批准 APPROVED	審核 CHECKED	制作 DESIGN
<i>Yang SL</i>	<i>XH.ou</i>	<i>CHENGM</i>

客戶承認簽回: CUSTOMER ADMIT SIGNATURE

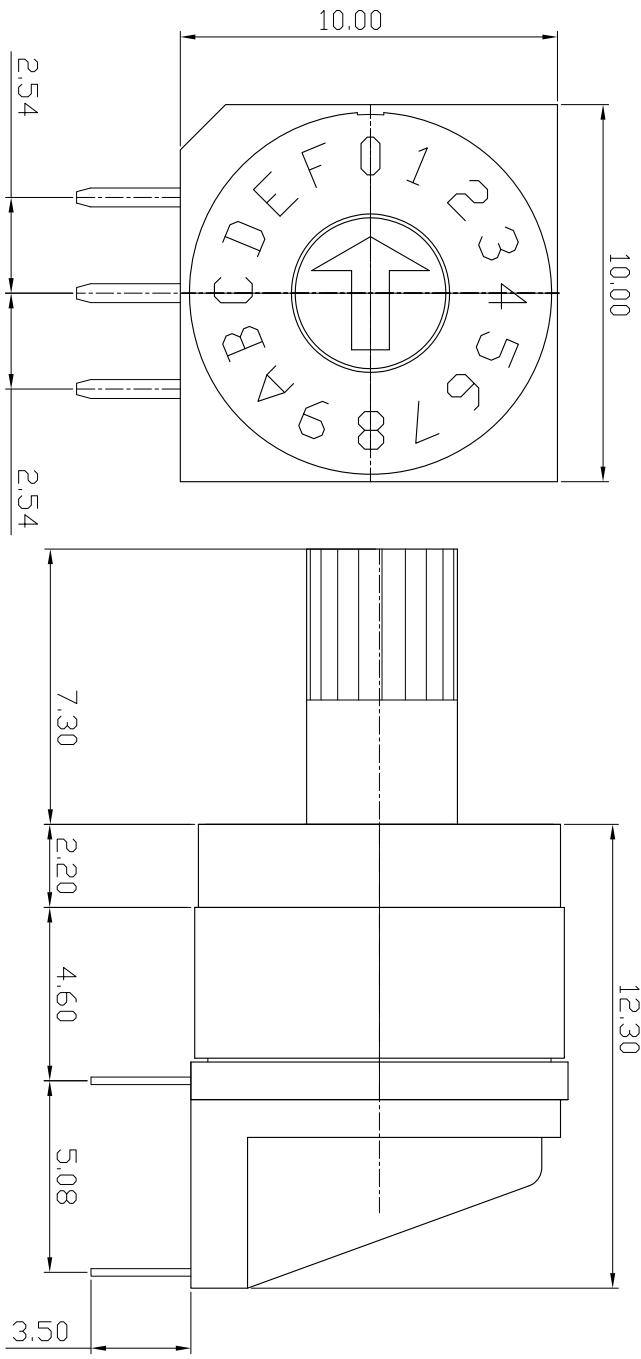
批准 APPROVED	審核 CHECKED	制作 DESIGN

Tel : 0755-21078964 E-mail: xuchibiao@163.com www.tai-song.com.cn

地址: 廣東省深圳市龍華區觀瀾街道桂月路310號豐盛工業城8棟501

备注: 1. 客戶收到規格書後沒有回簽或信息反饋而直接向我司訂貨, 我司將認為客戶已接受此規格書
2. 本產品規格書從生效1年後, 如果沒有訂貨返回或再次申請最新規格書時請作無效處理。

MARK	DATE	REMARKS
△		
△		



SPECIFICATION

1.MECHANICAL DATA

PERMISS. AMBIENT TEMP. -40°C - +85°C
 TORQUE MIN. 0.7Nc_m
 MECH. LIFETIME MIN. 10° STEPS
 POSITIONS PER ROTATION
 10, 16(NON-SELF-LOCKING)

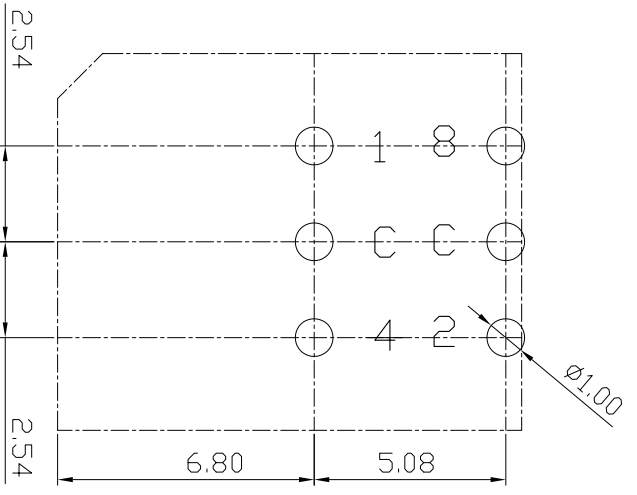
2. ELECTRICAL DATA

OPERATING VOLTAGE <=42V
 CONTACT LOAD. STATIC <= 0.2A
 CONTACT LOAD. DYNAMIC <= 0.15A
 NDRMAL AND TEST VOLTAGE 250V 50Hz/1min
 CONTACT RESISTANT < 80mΩhm
 INSULATION RESISTANCE > 100MΩhm

3. SOLDER RECOMMENDATIONS

SOLDER IRON MAX. 2s/340°C
 SOLDER BATH MAX. 10s/260°C

4. LIFE Cycle : 10,000 Steps



		Real Code				
		C	1	2	4	8
10 P o s i t i o n	0	●		●		
	1	●	●			
	2	●		●		
	3	●	●	●		
	4	●			●	
	5	●	●		●	
	6	●		●	●	
	7	●	●		●	
	8	●		●		●
	9	●	●			●
16 P o s i t i o n	A	●		●		●
	B	●	●		●	●
	C	●		●		●
	D	●	●		●	●
	E	●		●		●
	F	●	●		●	●

APPD	CHKD	D'SGD	TITLE	MODEL NO.	REV
YD WANG	J.S KIM	H.S LEE	ROTARY DIP SWITCH	MHR-16H	A
				深圳 市 台 松 科 技 有 限 公 司	

1. Style:

This specification describes "Rotary Switch" mainly used as signal switch of electric devices with the general requirements of mechanical and electrical characteristics.

1.1 Operating / Storage Temperature Range : -40℃ ~ +85℃


2. Current Range:

2.1 None-Switching : 200mA, 42V

2.2 Switching : 150mA, 42V

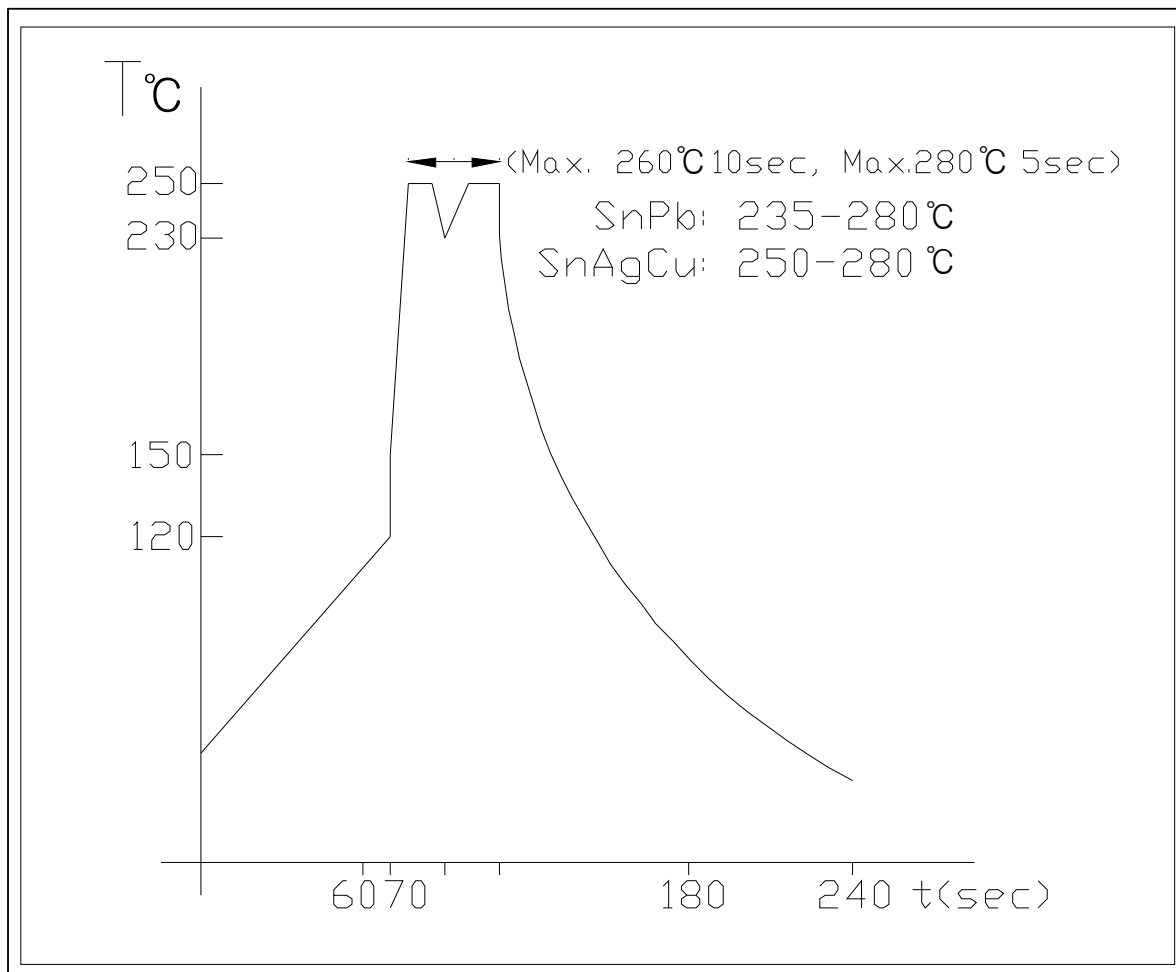
3. Type of Actuation : Rotating

4. Test Sequence :

	ITEM	DESCRIPTION	TEST CONDITIONS	REQUIREMENTS
E L E C T R I C P E R F O R M A N C E	1	Visual Examination	By visual examination check without any out pressure & testing.	There shall be no defects that affect the serviceability of the product
	2	Contact Resistance	① To be measured between the two terminals associated with each switch pole ② Measurements shall be made with a 1kHz shall current contact resistance meter	80mΩ max
	3	Insulation Resistance	250V DC, 1minute ±5seconds	100MΩ min
	4	Dielectric withstanding Voltage	250V AC(50Hz or 60Hz)shall be applied between all the adjacent terminal and between the terminal and the frame For 1 minute	There shall be no breakdown or flash over
M A C H I N	5	Operation Force	Applied in the direction of operation 	700gf/cm. max

P E R F O R M A N C E	6	Operation Life	<p>Measurements shall be made following the test set forth below:</p> <p>1)150mA, 42V DC resistive load 2)Rate of operation: 15~20 cycles/ minute 3)Step of operation: 10,000 steps</p>	<p>1)As shown in item 3,4 2)Contact Resistance: 200mΩ max 3)Final-after test</p>	
	W E A T H E R P R O O F	7	Resistance Low Temperature	<p>Following the test set forth below the sample shall be left in normal temperature and humidity conditions for an hour before measurements are made:</p> <p>1)Temperature: -40℃ ±3℃ 2)Time: 96 hours</p>	As shown in item 2~5
		8	Resistance High Temperature	<p>Following the test set forth below the sample shall be left in normal temperature and humidity conditions for an hour before measurements are made:</p> <p>1)Temperature: 85℃ ±2℃ 2)Time: 96 hours</p>	<p>1)As shown in item 3~5 2)Contact Resistance: 200mΩ max</p>
9		Resistance Humidity	<p>Following the test set forth below the sample shall be left in normal temperature and humidity conditions for an hour before measurements are made:</p> <p>1)Temperature: 40℃ ±2℃ 2)Relative humidity: 90~95% 3)Time: 96 hours</p>	<p>1)As shown in item 4 2)Contact Resistance: 200mΩ max 3)Insulation Resistance: 10MΩ min</p>	

5. Wave Soldering Conditions:



6. manual Soldering

: Max. 350°C Max. 3sec

7. This item is "ROHS" Compliant

8. Part List

NO	PART NAME	Q'TY	MATERIALS	TREATMENT	REMARK
1	COVER	1	PA66		Print:Black
2	BASE	1			
3	ACTUATOR	1	POM		
4	CONTACT & TERMINAL	1	PHOSPHOR BRONZE	CONTACT AND TERMINAL PLATING: GOLD PLATING OVER NICKEL	Au0.07 μ m Min Ni0.1 μ m Min
5	PCB	1	EPOXY	PLATING: GOLD PLATING	Au0.05 μ m Min
6	O-Ring	1	SILICONE		